

# Expenditure Summary

2011 - January

Account Number	Description	Period	Fiscal	Budget	% of Total	Balance
<b>GENERAL FUND</b>						
001-000-000-508-00-00-00	Ending Fund Balance	\$0.00	\$0.00	\$132,736.00	0.00%	\$132,736.00
001-000-000-508-00-00-01	Ending Cash (Change Drawer)	\$0.00	\$0.00	\$100.00	0.00%	\$100.00
	<b>Total Ending Fund Balance</b>	<b>\$0.00</b>	<b>\$0.00</b>	<b>\$132,836.00</b>	<b>0.00%</b>	<b>\$132,836.00</b>
<b>Legislative</b>						
001-000-000-511-40-00-00	Training/Travel - Council	\$0.00	\$0.00	\$500.00	0.00%	\$500.00
001-000-000-511-60-00-00	Council Services	\$0.00	\$0.00	\$3,000.00	0.00%	\$3,000.00
001-000-000-511-70-00-00	Election Costs	\$0.00	\$0.00	\$475.00	0.00%	\$475.00
001-000-000-511-80-00-00	Voter Registration	\$0.00	\$0.00	\$1,250.00	0.00%	\$1,250.00
001-000-000-518-20-00-00	Leasehold excise tax	\$0.00	\$0.00	\$4,150.00	0.00%	\$4,150.00
	<b>Total</b>	<b>\$0.00</b>	<b>\$0.00</b>	<b>\$9,375.00</b>	<b>0.00%</b>	<b>\$9,375.00</b>
<b>Interfund Loan Payments</b>						
001-000-000-581-20-00-00	Loan Repayment Issued	\$0.00	\$0.00	\$18,833.00	0.00%	\$18,833.00
	<b>Total</b>	<b>\$0.00</b>	<b>\$0.00</b>	<b>\$18,833.00</b>	<b>0.00%</b>	<b>\$18,833.00</b>
<b>Administration</b>						
001-000-010-513-10-00-00	Mayor's Assistant/services	\$984.60	\$984.60	\$17,067.00	5.77%	\$16,082.40
001-000-010-513-10-10-00	Mayor's Wages	\$2,230.50	\$2,230.50	\$53,532.00	4.17%	\$51,301.50
001-000-010-513-10-20-00	Mayor - Benefits	\$794.27	\$794.27	\$20,959.00	3.79%	\$20,164.73
001-000-010-513-10-20-01	Assistant - Benefits	\$88.43	\$88.43	\$1,406.00	6.29%	\$1,317.57
001-000-010-513-40-00-00	Training/travel - Mayor-Admin.	\$0.00	\$0.00	\$1,000.00	0.00%	\$1,000.00
	<b>Total</b>	<b>\$4,097.80</b>	<b>\$4,097.80</b>	<b>\$93,964.00</b>	<b>4.36%</b>	<b>\$89,866.20</b>
<b>Judicial/Muni Court Services</b>						
001-000-020-512-40-00-00	Isl CO Dist Crt/lmc Services	\$744.15	\$744.15	\$23,230.00	3.20%	\$22,485.85
001-000-020-512-50-41-00	Judges Services	\$0.00	\$0.00	\$400.00	0.00%	\$400.00
001-000-020-512-50-41-01	Prosecuting Atty Services	\$0.00	\$0.00	\$4,500.00	0.00%	\$4,500.00
001-000-020-512-50-41-02	Public Defender	\$0.00	\$0.00	\$1,200.00	0.00%	\$1,200.00
	<b>Total</b>	<b>\$744.15</b>	<b>\$744.15</b>	<b>\$29,330.00</b>	<b>2.54%</b>	<b>\$28,585.85</b>
<b>Finance and Records</b>						
001-000-030-514-10-10-00	Wages - Finance	\$5,341.92	\$5,341.92	\$134,496.00	3.97%	\$129,154.08
001-000-030-514-10-20-00	Benefits - Finance	\$1,877.29	\$1,877.29	\$49,256.00	3.81%	\$47,378.71



# Expenditure Summary

## 2011 - January

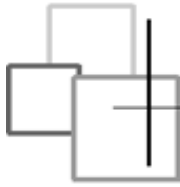
001-000-030-514-10-48-00	Postage Machine Expenses	\$182.62	\$182.62	\$920.00	19.85%	\$737.38
001-000-030-514-10-49-00	Miscellaneous	\$85.62	\$85.62	\$360.00	23.78%	\$274.38
001-000-030-514-23-41-00	Audit	\$0.00	\$0.00	\$22,000.00	0.00%	\$22,000.00
001-000-030-514-40-43-00	Training/travel	\$0.00	\$0.00	\$500.00	0.00%	\$500.00
	<b>Total</b>	<b>\$7,487.45</b>	<b>\$7,487.45</b>	<b>\$207,532.00</b>	<b>3.61%</b>	<b>\$200,044.55</b>
	<b>Legal Services</b>					
001-000-040-515-22-00-00	Attorney - Civil/admin	\$2,528.00	\$2,528.00	\$35,000.00	7.22%	\$32,472.00
	<b>Total</b>	<b>\$2,528.00</b>	<b>\$2,528.00</b>	<b>\$35,000.00</b>	<b>7.22%</b>	<b>\$32,472.00</b>
	<b>General Government Service</b>					
001-000-050-519-90-00-00	Association Dues	\$644.00	\$644.00	\$1,000.00	64.40%	\$356.00
001-000-050-519-90-31-00	Office Supplies/r&m	\$272.13	\$272.13	\$6,900.00	3.94%	\$6,627.87
001-000-050-519-90-42-00	Postage/ups (+box Rental)	(\$4.17)	(\$4.17)	\$2,500.00	-0.17%	\$2,504.17
001-000-050-519-90-42-01	Telephone/internet	\$621.67	\$621.67	\$7,900.00	7.87%	\$7,278.33
001-000-050-519-90-45-00	Copier/printer Lease (inc R&m)	\$93.21	\$93.21	\$7,500.00	1.24%	\$7,406.79
001-000-050-519-90-46-00	Insurance	\$67,546.00	\$67,546.00	\$68,044.00	99.27%	\$498.00
001-000-050-519-90-47-00	Utilities-General Government	\$954.98	\$954.98	\$8,893.00	10.74%	\$7,938.02
001-000-050-519-90-49-00	Miscellaneous	\$0.00	\$0.00	\$300.00	0.00%	\$300.00
001-000-050-519-90-49-01	Publication/legals	\$223.06	\$223.06	\$3,200.00	6.97%	\$2,976.94
	<b>Total</b>	<b>\$70,350.88</b>	<b>\$70,350.88</b>	<b>\$106,237.00</b>	<b>66.22%</b>	<b>\$35,886.12</b>
	<b>Equipment &amp; Technology</b>					
001-000-050-594-19-00-00	New Equipment	\$0.00	\$0.00	\$2,000.00	0.00%	\$2,000.00
001-000-050-594-19-00-01	Financial & Billing Software	\$0.00	\$0.00	\$5,000.00	0.00%	\$5,000.00
	<b>Total</b>	<b>\$0.00</b>	<b>\$0.00</b>	<b>\$7,000.00</b>	<b>0.00%</b>	<b>\$7,000.00</b>
	<b>Civil Service</b>					
001-000-060-521-10-31-00	Office/operational Supplies	\$0.00	\$0.00	\$100.00	0.00%	\$100.00
001-000-060-521-10-44-00	Advertising/exam/legal - Fees	\$0.00	\$0.00	\$100.00	0.00%	\$100.00
	<b>Total</b>	<b>\$0.00</b>	<b>\$0.00</b>	<b>\$200.00</b>	<b>0.00%</b>	<b>\$200.00</b>
	<b>Police Department</b>					
001-000-070-521-20-10-00	Wages - Police	\$10,647.40	\$10,647.40	\$218,812.00	4.87%	\$208,164.60
001-000-070-521-20-11-00	Overtime - Police	\$217.26	\$217.26	\$12,000.00	1.81%	\$11,782.74
001-000-070-521-20-20-00	Benefits - Police	\$3,196.40	\$3,196.40	\$66,186.00	4.83%	\$62,989.60



# Expenditure Summary

## 2011 - January

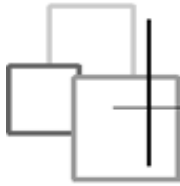
001-000-070-521-20-20-01	Uniforms	\$251.58	\$251.58	\$1,200.00	20.97%	\$948.42
001-000-070-521-20-31-00	Supplies-Printing	\$36.95	\$36.95	\$1,000.00	3.70%	\$963.05
001-000-070-521-20-42-00	Telephone	\$248.15	\$248.15	\$2,800.00	8.86%	\$2,551.85
001-000-070-521-20-49-00	Miscellaneous	\$0.00	\$0.00	\$200.00	0.00%	\$200.00
001-000-070-521-40-43-00	Training/travel	\$0.00	\$0.00	\$1,000.00	0.00%	\$1,000.00
001-000-070-521-50-95-00	Fuel & Maintenance	\$1,492.16	\$1,492.16	\$10,000.00	14.92%	\$8,507.84
001-000-070-521-90-10-00	Reserves Wages	\$186.40	\$186.40	\$8,000.00	2.33%	\$7,813.60
001-000-070-521-90-20-00	Reserves Benefits	\$82.52	\$82.52	\$950.00	8.69%	\$867.48
001-000-070-594-21-64-00	Equipment (incl. R&m)	\$135.40	\$135.40	\$1,800.00	7.52%	\$1,664.60
001-000-070-597-00-00-00	Trans. Out/veh.-Equip. Reserve	\$0.00	\$0.00	\$5,000.00	0.00%	\$5,000.00
	<b>Total</b>	<b>\$16,494.22</b>	<b>\$16,494.22</b>	<b>\$328,948.00</b>	<b>6.04%</b>	<b>\$312,453.78</b>
	<b>Dispatch &amp; Communications</b>					
001-000-095-528-60-42-01	Pager Contract Services	\$34.35	\$34.35	\$585.00	5.87%	\$550.65
001-000-095-528-60-42-03	Dispatch Services/icom	\$4,100.00	\$4,100.00	\$16,000.00	25.63%	\$11,900.00
001-000-095-528-60-42-04	Spillman/sprint Data Lines	\$220.00	\$220.00	\$2,600.00	8.46%	\$2,380.00
001-000-095-528-90-42-00	Other Services/learn	\$0.00	\$0.00	\$750.00	0.00%	\$750.00
	<b>Total</b>	<b>\$4,354.35</b>	<b>\$4,354.35</b>	<b>\$19,935.00</b>	<b>21.84%</b>	<b>\$15,580.65</b>
	<b>Physical Environment</b>					
001-000-100-531-70-49-00	N.w. Air Pollution Dues	\$385.00	\$385.00	\$384.00	100.26%	(\$1.00)
001-000-100-539-50-00-00	City Facilities Maintenance	\$0.00	\$0.00	\$1,600.00	0.00%	\$1,600.00
001-000-100-539-50-35-00	Facilities Maint. Supplies	\$83.11	\$83.11	\$2,000.00	4.16%	\$1,916.89
	<b>Total</b>	<b>\$468.11</b>	<b>\$468.11</b>	<b>\$3,984.00</b>	<b>11.75%</b>	<b>\$3,515.89</b>
	<b>Planning &amp; Development</b>					
001-000-110-558-10-31-00	Supplies	\$50.00	\$50.00	\$500.00	10.00%	\$450.00
001-000-110-558-10-42-00	Telephone	\$68.47	\$68.47	\$816.00	8.39%	\$747.53
001-000-110-558-40-43-00	Training/travel	\$0.00	\$0.00	\$500.00	0.00%	\$500.00
001-000-110-558-60-10-00	Land Use/planner Wages	\$13,102.41	\$13,102.41	\$125,328.00	10.45%	\$112,225.59
001-000-110-558-60-20-00	Land Use/planner Benefits	\$1,449.08	\$1,449.08	\$57,102.00	2.54%	\$55,652.92
	<b>Total</b>	<b>\$14,669.96</b>	<b>\$14,669.96</b>	<b>\$184,246.00</b>	<b>7.96%</b>	<b>\$169,576.04</b>
	<b>Building Department</b>					
001-000-120-559-10-49-00	Miscellaneous/operating Exp's	\$0.00	\$0.00	\$600.00	0.00%	\$600.00



# Expenditure Summary

## 2011 - January

001-000-120-559-60-10-00	Building Department Wages	\$1,200.00	\$1,200.00	\$36,000.00	3.33%	\$34,800.00
001-000-120-559-60-20-00	Building Department Benefits	\$106.99	\$106.99	\$3,143.00	3.40%	\$3,036.01
	<b>Total</b>	<b>\$1,306.99</b>	<b>\$1,306.99</b>	<b>\$39,743.00</b>	<b>3.29%</b>	<b>\$38,436.01</b>
	<b>Mental/Physical Health</b>					
001-000-125-566-00-51-00	Island Co. Alcohol Program	\$69.65	\$69.65	\$260.00	26.79%	\$190.35
	<b>Total</b>	<b>\$69.65</b>	<b>\$69.65</b>	<b>\$260.00</b>	<b>26.79%</b>	<b>\$190.35</b>
	<b>Library Services</b>					
001-000-140-572-10-49-00	Sno Isle Contract	\$0.00	\$0.00	\$22,718.00	0.00%	\$22,718.00
001-000-140-572-50-00-00	Landscaping Maintenance	\$0.00	\$0.00	\$650.00	0.00%	\$650.00
001-000-140-572-50-10-00	Salaries	\$381.78	\$381.78	\$9,993.00	3.82%	\$9,611.22
001-000-140-572-50-20-00	Benefits	\$246.69	\$246.69	\$6,275.00	3.93%	\$6,028.31
001-000-140-572-50-47-00	Utilities For Library	\$559.06	\$559.06	\$6,500.00	8.60%	\$5,940.94
001-000-140-572-50-48-00	Bldg. Maint. & Repair	\$716.33	\$716.33	\$2,000.00	35.82%	\$1,283.67
001-000-140-597-72-00-00	Transfer Out - Library Reserve	\$0.00	\$0.00	\$2,000.00	0.00%	\$2,000.00
	<b>Total</b>	<b>\$1,903.86</b>	<b>\$1,903.86</b>	<b>\$50,136.00</b>	<b>7.45%</b>	<b>\$48,232.14</b>
	<b>Langley Park</b>					
001-000-150-576-80-00-00	Langley Park Maintenance	\$0.00	\$0.00	\$6,500.00	0.00%	\$6,500.00
001-000-150-576-80-10-00	Parks-Wages/services	\$283.64	\$283.64	\$2,940.00	9.65%	\$2,656.36
001-000-150-576-80-20-00	Parks-Benefits	\$132.75	\$132.75	\$1,614.00	8.22%	\$1,481.25
001-000-150-576-80-31-00	Parks - Supplies/miscellaneous	\$5.42	\$5.42	\$1,000.00	0.54%	\$994.58
001-000-150-576-80-47-00	Parks-Utilities/waste Disposal	\$120.45	\$120.45	\$4,500.00	2.68%	\$4,379.55
001-000-150-576-80-63-00	Tree Cutting	\$0.00	\$0.00	\$10,000.00	0.00%	\$10,000.00
	<b>Total</b>	<b>\$542.26</b>	<b>\$542.26</b>	<b>\$26,554.00</b>	<b>2.04%</b>	<b>\$26,011.74</b>
	<b>Debt Service</b>					
001-000-170-597-00-00-00	Transfer TO Ch/lib Debt Serv.	\$0.00	\$0.00	\$32,477.00	0.00%	\$32,477.00
	<b>Total</b>	<b>\$0.00</b>	<b>\$0.00</b>	<b>\$32,477.00</b>	<b>0.00%</b>	<b>\$32,477.00</b>
	<b>Other Expenditures/expense</b>					
001-000-180-594-14-64-00	Computers/equipment/furniture	\$0.00	\$0.00	\$2,000.00	0.00%	\$2,000.00
001-000-180-594-14-64-01	Computers/r&m	\$0.00	\$0.00	\$2,000.00	0.00%	\$2,000.00
001-000-180-594-14-64-02	Vision/sOftware Maintenance	\$0.00	\$0.00	\$4,375.00	0.00%	\$4,375.00
	<b>Total</b>	<b>\$0.00</b>	<b>\$0.00</b>	<b>\$8,375.00</b>	<b>0.00%</b>	<b>\$8,375.00</b>

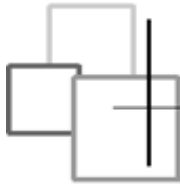


# Expenditure Summary

2011 - January

	<b>Transfers Out</b>					
001-000-190-597-00-00-02	Transfer Out-Streets Fund	\$0.00	\$0.00	\$25,012.00	0.00%	\$25,012.00
	<b>Total</b>	<b>\$0.00</b>	<b>\$0.00</b>	<b>\$25,012.00</b>	<b>0.00%</b>	<b>\$25,012.00</b>
	<b>Fund Total</b>	<b>\$125,017.68</b>	<b>\$125,017.68</b>	<b>\$1,359,977.00</b>	<b>9.19%</b>	<b>\$1,234,959.32</b>

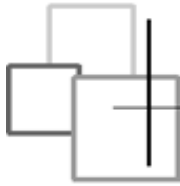
	<b>STREET FUND</b>					
101-000-000-508-00-00-00	Ending Fund Balance	\$0.00	\$0.00	\$28,428.00	0.00%	\$28,428.00
101-000-000-542-60-48-00	Traffic & Pedestrian Services	\$532.05	\$532.05	\$11,600.00	4.59%	\$11,067.95
101-000-000-542-63-47-00	Street Lighting	\$1,267.83	\$1,267.83	\$15,500.00	8.18%	\$14,232.17
101-000-000-542-64-31-00	Traffic Control	\$0.00	\$0.00	\$3,000.00	0.00%	\$3,000.00
101-000-000-543-10-10-00	Streets - Wages	\$1,380.02	\$1,380.02	\$14,086.00	9.80%	\$12,705.98
101-000-000-543-10-10-01	Streets - Overtime	\$3.65	\$3.65	\$500.00	0.73%	\$496.35
101-000-000-543-10-20-00	Streets - Benefits	\$679.98	\$679.98	\$8,859.00	7.68%	\$8,179.02
101-000-000-543-20-41-00	Engineering/Legal	\$2,025.00	\$2,025.00	\$14,515.00	13.95%	\$12,490.00
101-000-000-543-50-00-00	Office Rent	\$0.00	\$0.00	\$3,700.00	0.00%	\$3,700.00
101-000-000-543-50-47-00	Utilities-Streets (incl Phone)	\$10.04	\$10.04	\$1,000.00	1.00%	\$989.96
101-000-000-543-50-95-00	Fuel & Maintenance	\$407.65	\$407.65	\$4,000.00	10.19%	\$3,592.35
101-000-000-543-60-49-00	Training & Travel	\$0.00	\$0.00	\$200.00	0.00%	\$200.00
101-000-000-543-70-20-00	Uniforms	\$165.49	\$165.49	\$300.00	55.16%	\$134.51
101-000-000-543-70-49-00	Supplies/Miscellaneous	\$130.31	\$130.31	\$3,200.00	4.07%	\$3,069.69
101-000-000-595-61-63-01	2nd Street - Phase 1	\$0.00	\$0.00	\$250,000.00	0.00%	\$250,000.00
101-000-000-595-65-00-00	CM&A Park & Ride	\$0.00	\$0.00	\$420,000.00	0.00%	\$420,000.00
101-000-000-597-42-64-00	Trans. Out/Veh. Equip. Reserve	\$0.00	\$0.00	\$2,000.00	0.00%	\$2,000.00
101-000-000-597-43-00-00	Transfer Out-Equip Maint. Res.	\$0.00	\$0.00	\$5,000.00	0.00%	\$5,000.00
101-000-000-597-43-90-00	Operating Transfer - Gen./001	\$2,395.16	\$2,395.16	\$28,742.00	8.33%	\$26,346.84
	<b>Fund Total</b>	<b>\$8,997.18</b>	<b>\$8,997.18</b>	<b>\$814,630.00</b>	<b>1.10%</b>	<b>\$805,632.82</b>



# Expenditure Summary

2011 - January

<b>LANGLEY PARK FUND</b>						
102-000-000-508-00-00-00	Ending Fund Balance	\$0.00	\$0.00	\$3,505.00	0.00%	\$3,505.00
102-000-000-576-80-00-00	Maintenance	\$0.00	\$0.00	\$5,500.00	0.00%	\$5,500.00
102-000-000-576-80-47-00	Utilities	\$168.85	\$168.85	\$810.00	20.85%	\$641.15
102-000-000-576-80-49-00	Miscellaneous	\$0.00	\$0.00	\$100.00	0.00%	\$100.00
	<b>Fund Total</b>	<b>\$168.85</b>	<b>\$168.85</b>	<b>\$9,915.00</b>	<b>1.70%</b>	<b>\$9,746.15</b>
<b>CEMETERY FUND</b>						
104-000-000-508-00-00-00	Ending Fund Balance	\$0.00	\$0.00	\$6,827.00	0.00%	\$6,827.00
104-000-000-536-10-10-00	Cemetery - Wages	\$113.05	\$113.05	\$1,764.00	6.41%	\$1,650.95
104-000-000-536-10-20-00	Cemetery - Benefits	\$54.86	\$54.86	\$968.00	5.67%	\$913.14
104-000-000-536-50-48-00	Contract Maintenance	\$0.00	\$0.00	\$3,500.00	0.00%	\$3,500.00
104-000-000-596-36-63-00	Improvements	\$0.00	\$0.00	\$4,000.00	0.00%	\$4,000.00
104-000-000-597-00-00-00	Transfer Out	\$0.00	\$0.00	\$2,624.00	0.00%	\$2,624.00
104-000-030-536-50-47-00	Utilities-Cemetery	\$111.29	\$111.29	\$440.00	25.29%	\$328.71
104-000-030-594-36-61-00	Repurchase Cemetery Plots	\$0.00	\$0.00	\$250.00	0.00%	\$250.00
	<b>Fund Total</b>	<b>\$279.20</b>	<b>\$279.20</b>	<b>\$20,373.00</b>	<b>1.37%</b>	<b>\$20,093.80</b>
<b>TOURISM FUND</b>						
105-000-000-508-00-00-00	Ending Fund Balance	\$0.00	\$0.00	\$7,751.00	0.00%	\$7,751.00
105-000-000-557-30-10-00	Tourism Wages- VIC Restrooms	\$412.20	\$412.20	\$10,291.00	4.01%	\$9,878.80
105-000-000-557-30-11-10	PD wages - special events	\$0.00	\$0.00	\$4,500.00	0.00%	\$4,500.00
105-000-000-557-30-11-11	PW wages - special events	\$0.00	\$0.00	\$4,846.00	0.00%	\$4,846.00
105-000-000-557-30-20-00	Tourism Benefits- VIC Restrooms	\$271.44	\$271.44	\$7,159.00	3.79%	\$6,887.56
105-000-000-557-30-21-00	PD benefits - special events	\$0.00	\$0.00	\$1,485.00	0.00%	\$1,485.00
105-000-000-557-30-22-00	PW benefits - special events	\$0.00	\$0.00	\$2,201.00	0.00%	\$2,201.00
105-000-000-557-30-40-00	Countywide Interlocal Agreem't	\$0.00	\$0.00	\$21,167.00	0.00%	\$21,167.00
105-000-000-557-30-43-10	Whidbey Children's Theater	\$0.00	\$0.00	\$2,500.00	0.00%	\$2,500.00
105-000-000-557-30-44-00	Signage	\$0.00	\$0.00	\$18,000.00	0.00%	\$18,000.00
105-000-000-557-30-47-00	Utilities/VIC & R/R	\$561.75	\$561.75	\$3,200.00	17.55%	\$2,638.25



# Expenditure Summary

## 2011 - January

105-000-000-557-30-49-00	Chamber of Commerce	\$2,681.68	\$2,681.68	\$24,065.00	11.14%	\$21,383.32
105-000-000-557-30-49-01	WICA	\$0.00	\$0.00	\$10,583.00	0.00%	\$10,583.00
105-000-000-557-30-49-02	Miscellaneous	\$0.00	\$0.00	\$5,968.00	0.00%	\$5,968.00
105-000-000-575-90-00-00	Public Restrooms-R&M/Misc'l, Supplies.	\$143.67	\$143.67	\$4,000.00	3.59%	\$3,856.33
	<b>Fund Total</b>	<b>\$4,070.74</b>	<b>\$4,070.74</b>	<b>\$127,716.00</b>	<b>3.19%</b>	<b>\$123,645.26</b>

### LIBRARY BOND FUND

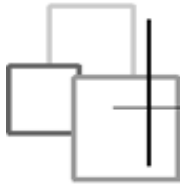
201-000-000-508-00-00-00	Ending Fund Balance	\$0.00	\$0.00	\$106.00	0.00%	\$106.00
201-000-000-591-72-70-00	Bond Principal	\$0.00	\$0.00	\$25,000.00	0.00%	\$25,000.00
201-000-000-592-72-80-00	Bond Interest	\$0.00	\$0.00	\$7,303.00	0.00%	\$7,303.00
201-000-000-592-72-80-01	Miscellaneous	\$171.75	\$171.75	\$174.00	98.71%	\$2.25
	<b>Fund Total</b>	<b>\$171.75</b>	<b>\$171.75</b>	<b>\$32,583.00</b>	<b>0.53%</b>	<b>\$32,411.25</b>

### CAPITAL RESERVE FUND

303-000-000-508-00-00-00	Ending Fund Balance	\$0.00	\$0.00	\$508,959.00	0.00%	\$508,959.00
303-000-000-589-79-00-00	Choochokam Funds/Pea Patch expenses	\$224.71	\$224.71	\$0.00		(\$224.71)
303-000-000-594-00-62-00	Municipal Capital Improvement	\$0.00	\$0.00	\$5,000.00	0.00%	\$5,000.00
303-000-000-594-00-72-00	Library Capital Improvements	\$0.00	\$0.00	\$10,875.00	0.00%	\$10,875.00
303-000-000-594-34-70-00	PWTF Payment	\$0.00	\$0.00	\$29,145.00	0.00%	\$29,145.00
303-000-000-594-34-74-00	Water Improvements	\$0.00	\$0.00	\$63,750.00	0.00%	\$63,750.00
303-000-000-594-34-80-00	PWTF Loan/Interest	\$0.00	\$0.00	\$5,246.00	0.00%	\$5,246.00
303-000-000-594-48-64-00	Vehicle-Equip Replacement	\$0.00	\$0.00	\$60,000.00	0.00%	\$60,000.00
303-000-000-595-10-00-00	2nd Street Water Improvements	\$0.00	\$0.00	\$33,750.00	0.00%	\$33,750.00
303-000-000-597-00-00-01	Transfer-Out	\$0.00	\$0.00	\$2,500.00	0.00%	\$2,500.00
	<b>Fund Total</b>	<b>\$224.71</b>	<b>\$224.71</b>	<b>\$719,225.00</b>	<b>0.03%</b>	<b>\$719,000.29</b>

### WATER FUND

401-000-000-508-00-00-00	Ending Fund Balance	\$0.00	\$0.00	\$89,743.00	0.00%	\$89,743.00
401-000-000-534-10-10-00	Water - Wages	\$2,580.76	\$2,580.76	\$52,958.00	4.87%	\$50,377.24



# Expenditure Summary

## 2011 - January

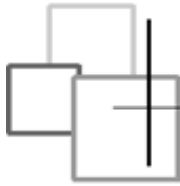
401-000-000-534-10-11-00	Water - Overtime	\$14.16	\$14.16	\$600.00	2.36%	\$585.84
401-000-000-534-10-20-00	Water - Benefits	\$1,397.85	\$1,397.85	\$31,153.00	4.49%	\$29,755.15
401-000-000-534-10-41-01	Drug & Alcohol Testing	\$0.00	\$0.00	\$123.00	0.00%	\$123.00
401-000-000-534-10-53-00	Excise Tax	\$2,279.75	\$2,279.75	\$24,258.00	9.40%	\$21,978.25
401-000-000-534-10-90-00	Postage	\$93.24	\$93.24	\$700.00	13.32%	\$606.76
401-000-000-534-20-41-00	Engineering Services	\$1,012.50	\$1,012.50	\$11,200.00	9.04%	\$10,187.50
401-000-000-534-20-47-00	Water Conservation Program	\$0.00	\$0.00	\$1,500.00	0.00%	\$1,500.00
401-000-000-534-50-95-00	Fuel & Maintenance	\$218.94	\$218.94	\$5,000.00	4.38%	\$4,781.06
401-000-000-534-80-31-00	Parts, Chemicals & Supplies	\$220.98	\$220.98	\$17,000.00	1.30%	\$16,779.02
401-000-000-534-80-43-00	Training/Travel	\$0.00	\$0.00	\$1,500.00	0.00%	\$1,500.00
401-000-000-534-80-45-00	Office Rental	\$0.00	\$0.00	\$3,897.00	0.00%	\$3,897.00
401-000-000-534-80-47-00	Utilities-Water Dept.	\$1,063.76	\$1,063.76	\$14,000.00	7.60%	\$12,936.24
401-000-000-534-80-48-00	Repairs & Maintenance	(\$53.76)	(\$53.76)	\$28,000.00	-0.19%	\$28,053.76
401-000-000-534-90-20-00	Uniforms	\$0.00	\$0.00	\$200.00	0.00%	\$200.00
401-000-000-534-90-47-00	SDWA Testing	\$200.00	\$200.00	\$2,000.00	10.00%	\$1,800.00
401-000-000-534-90-49-00	Miscellaneous	\$460.90	\$460.90	\$1,000.00	46.09%	\$539.10
401-000-000-534-90-49-01	Operating Permits	\$0.00	\$0.00	\$2,000.00	0.00%	\$2,000.00
401-000-000-594-34-00-00	Equipment	\$0.00	\$0.00	\$1,500.00	0.00%	\$1,500.00
401-000-000-597-00-00-00	Transfer to Water Reserves	\$0.00	\$0.00	\$90,265.00	0.00%	\$90,265.00
401-000-000-597-00-00-01	Transfer Out/Veh. Equip. Reserve	\$0.00	\$0.00	\$15,000.00	0.00%	\$15,000.00
401-000-000-597-00-00-02	Operating Transfer to Gen./001	\$5,867.00	\$5,867.00	\$70,404.00	8.33%	\$64,537.00
	<b>Fund Total</b>	<b>\$15,356.08</b>	<b>\$15,356.08</b>	<b>\$464,001.00</b>	<b>3.31%</b>	<b>\$448,644.92</b>
<b>SEWER FUND</b>						
402-000-000-508-00-00-00	Ending Fund Balance	\$0.00	\$0.00	\$90,475.00	0.00%	\$90,475.00
402-000-000-535-10-53-00	Excise Tax	\$720.08	\$720.08	\$9,475.00	7.60%	\$8,754.92
402-000-000-535-20-41-00	Engineering	\$1,012.50	\$1,012.50	\$10,000.00	10.13%	\$8,987.50
402-000-000-535-50-48-00	Repairs & Maintenance	\$1,798.02	\$1,798.02	\$16,000.00	11.24%	\$14,201.98
402-000-000-535-50-95-00	Fuel & Maintenance	\$900.37	\$900.37	\$6,000.00	15.01%	\$5,099.63
402-000-000-535-60-48-00	Sewer Plant Testing	\$600.00	\$600.00	\$3,700.00	16.22%	\$3,100.00



# Expenditure Summary

## 2011 - January

402-000-000-535-70-00-00	Composting/Yard Waste Program	\$0.00	\$0.00	\$25,000.00	0.00%	\$25,000.00
402-000-000-535-80-10-00	Sewer - Wages	\$3,685.41	\$3,685.41	\$85,919.00	4.29%	\$82,233.59
402-000-000-535-80-11-00	Sewer - Overtime	\$40.91	\$40.91	\$600.00	6.82%	\$559.09
402-000-000-535-80-20-00	Sewer - Benefits	\$1,999.39	\$1,999.39	\$50,039.00	4.00%	\$48,039.61
402-000-000-535-80-31-00	Supplies	\$377.86	\$377.86	\$18,750.00	2.02%	\$18,372.14
402-000-000-535-80-43-00	Training/Travel	\$0.00	\$0.00	\$1,000.00	0.00%	\$1,000.00
402-000-000-535-80-47-00	Utilities-Sewer Dept.	\$5,029.39	\$5,029.39	\$42,000.00	11.97%	\$36,970.61
402-000-000-535-80-49-00	NPDES Permit Fees	\$0.00	\$0.00	\$2,200.00	0.00%	\$2,200.00
402-000-000-535-90-20-00	Uniforms	\$0.00	\$0.00	\$500.00	0.00%	\$500.00
402-000-000-535-90-49-00	Miscellaneous	\$193.24	\$193.24	\$1,000.00	19.32%	\$806.76
402-000-000-597-00-00-00	Operating Transfer to Gen./001	\$8,102.42	\$8,102.42	\$97,229.00	8.33%	\$89,126.58
402-000-000-597-35-00-00	Transfer Out/Facility Reserve	\$0.00	\$0.00	\$2,500.00	0.00%	\$2,500.00
402-000-000-597-35-64-00	Transfer Out/Veh.-Equip. Reserve	\$0.00	\$0.00	\$7,000.00	0.00%	\$7,000.00
402-000-000-597-35-64-01	Transfer Out/Sewer Equip. Reserve	\$0.00	\$0.00	\$2,500.00	0.00%	\$2,500.00
	<b>Fund Total</b>	<b>\$24,459.59</b>	<b>\$24,459.59</b>	<b>\$471,887.00</b>	<b>5.18%</b>	<b>\$447,427.41</b>
<b>STORM-WATER FUND</b>						
403-000-000-508-00-00-00	Ending Net Cash And Investments	\$0.00	\$0.00	\$35,350.00	0.00%	\$35,350.00
403-000-000-531-51-00-00	Salaries and Wages	\$1,810.41	\$1,810.41	\$40,346.00	4.49%	\$38,535.59
403-000-000-531-51-10-00	Employee Benefits	\$1,059.08	\$1,059.08	\$26,511.00	3.99%	\$25,451.92
403-000-000-538-31-00-00	Utilities	\$0.00	\$0.00	\$250.00	0.00%	\$250.00
403-000-000-538-31-30-00	Uniforms	\$0.00	\$0.00	\$200.00	0.00%	\$200.00
403-000-000-538-31-31-00	Supplies	\$0.00	\$0.00	\$1,887.00	0.00%	\$1,887.00
403-000-000-538-32-00-00	Engineering Services	\$1,012.50	\$1,012.50	\$10,225.00	9.90%	\$9,212.50
403-000-000-538-34-00-00	Travel and Training	\$0.00	\$0.00	\$315.00	0.00%	\$315.00
403-000-000-538-35-32-00	Fuel and Maintenance	\$218.94	\$218.94	\$2,100.00	10.43%	\$1,881.06
403-000-000-538-35-40-00	Stormwater Maintenance	\$0.00	\$0.00	\$1,577.00	0.00%	\$1,577.00



# Expenditure Summary

## 2011 - January

403-000-000-538-38-00-00	Roadside Equipment	\$0.00	\$0.00	\$4,800.00	0.00%	\$4,800.00
403-000-000-538-39-00-00	S/S Excise Tax	\$266.28	\$266.28	\$1,928.00	13.81%	\$1,661.72
403-000-000-538-90-00-00	Miscellaneous	\$110.82	\$110.82	\$500.00	22.16%	\$389.18
403-000-000-594-38-71-00	PWTF principal Park Ave	\$0.00	\$0.00	\$9,391.00	0.00%	\$9,391.00
403-000-000-594-38-72-00	PWTF Comp Plan	\$0.00	\$0.00	\$22,374.00	0.00%	\$22,374.00
403-000-000-594-38-80-00	PWTF Interest Park Ave	\$0.00	\$0.00	\$2,254.00	0.00%	\$2,254.00
403-000-000-597-00-90-00	Operating Transfer TO Gen./001	\$0.00	\$0.00	\$32,378.00	0.00%	\$32,378.00
403-000-000-597-38-14-00	Operating Transfer to 001	\$2,698.17	\$2,698.17	\$0.00		(\$2,698.17)
403-000-000-597-38-19-00	Transfer to Equip Maint Reserve	\$0.00	\$0.00	\$1,200.00	0.00%	\$1,200.00
403-000-000-597-38-19-10	Transfer to Vehicle Reserve	\$0.00	\$0.00	\$3,000.00	0.00%	\$3,000.00
	<b>Fund Total</b>	<b>\$7,176.20</b>	<b>\$7,176.20</b>	<b>\$196,586.00</b>	<b>3.65%</b>	<b>\$189,409.80</b>

### SEWER IMPROVEMENT FUND

408-000-000-508-00-00-00	Ending Fund Balance	\$0.00	\$0.00	\$28,892.00	0.00%	\$28,892.00
408-000-000-508-00-00-01	Sewer Reserve Balance	\$0.00	\$0.00	\$200,000.00	0.00%	\$200,000.00
408-000-000-508-00-00-02	SRF/Bond Reserve Balance	\$0.00	\$0.00	\$19,000.00	0.00%	\$19,000.00
	<b>408-000-000-50 Total</b>	<b>\$0.00</b>	<b>\$0.00</b>	<b>\$247,892.00</b>	<b>0.00%</b>	<b>\$247,892.00</b>
408-000-000-582-35-70-00	SRF Loan Payment	\$0.00	\$0.00	\$18,655.00	0.00%	\$18,655.00
408-000-000-594-35-63-00	Sewer Extension/Improvement	\$20,593.45	\$20,593.45	\$65,000.00	31.68%	\$44,406.55
408-000-000-594-35-64-00	Capital Purchases/Repairs	\$0.00	\$0.00	\$20,000.00	0.00%	\$20,000.00
	<b>Fund Total</b>	<b>\$20,593.45</b>	<b>\$20,593.45</b>	<b>\$351,547.00</b>	<b>5.86%</b>	<b>\$330,953.55</b>

### SCOTT MEMORIAL FUND

625-000-000-508-00-00-00	Ending Fund Balance	\$0.00	\$0.00	\$3,212.00	0.00%	\$3,212.00
	<b>Fund Total</b>	<b>\$0.00</b>	<b>\$0.00</b>	<b>\$3,212.00</b>	<b>0.00%</b>	<b>\$3,212.00</b>

### ALL FUNDS

<b>Grand Total</b>	<b>\$206,515.43</b>	<b>\$206,515.43</b>	<b>\$4,571,652.00</b>	<b>4.52%</b>	<b>\$4,365,136.57</b>
--------------------	---------------------	---------------------	-----------------------	--------------	-----------------------