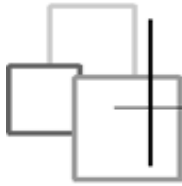


# Revenue Summary

2011 - August

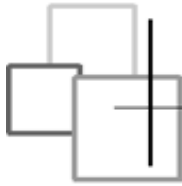
Account Number	Description	Period	Fiscal	Budget	% of Total	Balance
	<b>GENERAL FUND</b>					
001-000-000-308-00-00-00	Beginning Fund Balance	\$0.00	\$24,612.55	\$2,500.00	984.50%	(\$22,112.55)
	<b>Total beginning balance</b>	<b>\$0.00</b>	<b>\$24,612.55</b>	<b>\$2,500.00</b>	<b>984.50%</b>	<b>(\$22,112.55)</b>
001-000-000-311-10-00-00	Property Tax	\$1,064.90	\$222,013.19	\$383,129.00	57.95%	\$161,115.81
001-000-000-313-10-00-00	Sales Tax	\$27,975.94	\$190,023.53	\$282,000.00	67.38%	\$91,976.47
001-000-000-313-71-00-00	Sales Tax/Crim. Just. Funds	\$818.73	\$5,835.02	\$7,901.00	73.85%	\$2,065.98
001-000-000-316-41-00-00	Utility Tax/Electric	\$0.00	\$58,150.50	\$68,593.00	84.78%	\$10,442.50
001-000-000-316-45-00-00	Utility Tax/Solid Waste	\$681.36	\$4,560.04	\$10,632.00	42.89%	\$6,071.96
001-000-000-316-46-00-01	Utility Tax/Cable	\$0.00	\$16,987.61	\$18,130.00	93.70%	\$1,142.39
001-000-000-316-47-00-00	Utility Tax/Phone	\$1,051.03	\$27,208.95	\$32,340.00	84.13%	\$5,131.05
001-000-000-316-52-53-58	Utility Tax/City Utilities	\$5,468.87	\$34,106.94	\$42,657.00	79.96%	\$8,550.06
001-000-000-317-20-00-00	Leasehold Excise Tax	\$551.00	\$2,414.02	\$4,301.00	56.13%	\$1,886.98
001-000-000-317-34-00-00	Real Estate Excise Tax	\$2,200.28	\$10,888.49	\$16,082.00	67.71%	\$5,193.51
	<b>Total</b>	<b>\$39,812.11</b>	<b>\$572,188.29</b>	<b>\$865,765.00</b>	<b>66.09%</b>	<b>\$293,576.71</b>
	<b>Licenses &amp; Permits</b>					
001-000-000-321-90-00-00	Business Licenses/Permits	\$10,578.75	\$22,028.75	\$21,000.00	104.90%	(\$1,028.75)
001-000-000-321-90-00-01	Temp & Contract. Bus. Licenses	\$475.00	\$6,425.00	\$6,500.00	98.85%	\$75.00
001-000-000-321-91-00-00	Franchise Fees	\$0.00	\$3,852.98	\$15,108.00	25.50%	\$11,255.02
001-000-000-322-10-00-00	Building/Mechanical Permits	\$1,077.00	\$15,503.50	\$20,000.00	77.52%	\$4,496.50
001-000-000-322-30-00-00	Animal Licenses	\$14.00	\$200.00	\$125.00	160.00%	(\$75.00)
001-000-000-322-90-00-00	Non-Business Licenses/Permits	\$200.00	\$1,050.00	\$900.00	116.67%	(\$150.00)
	<b>Total</b>	<b>\$12,344.75</b>	<b>\$49,060.23</b>	<b>\$63,633.00</b>	<b>77.10%</b>	<b>\$14,572.77</b>
	<b>Intergovernmental Revenue</b>					
001-000-000-334-03-00-00	DOE Shoreline Grant	\$14,402.50	\$17,214.50	\$20,000.00	86.07%	\$2,785.50
001-000-000-336-06-21-00	Crim. Justice Funds/Population	\$0.00	\$750.00	\$1,000.00	75.00%	\$250.00
001-000-000-336-06-26-00	Crim. Justice Funds/Prog's 1-3	\$0.00	\$668.46	\$891.00	75.02%	\$222.54
001-000-000-336-06-51-00	DUI/Other Crim. Justice Assist.	\$0.00	\$172.14	\$229.00	75.17%	\$56.86
001-000-000-336-06-94-00	Liquor Excise	\$0.00	\$3,891.49	\$5,478.00	71.04%	\$1,586.51
001-000-000-336-06-95-00	Liquor Profits	\$0.00	\$4,050.90	\$8,074.00	50.17%	\$4,023.10
	<b>Total</b>	<b>\$14,402.50</b>	<b>\$26,747.49</b>	<b>\$35,672.00</b>	<b>74.98%</b>	<b>\$8,924.51</b>



# Revenue Summary

2011 - August

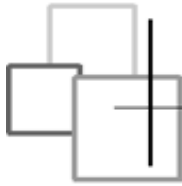
Account Number	Description	Period	Fiscal	Budget	% of Total	Balance
<b>Charges for Goods &amp; Services</b>						
001-000-000-341-43-00-00	Budget & Accounting Services	\$400.00	\$3,200.00	\$4,800.00	66.67%	\$1,600.00
001-000-000-341-60-00-00	Copies/Duplication/Fax	\$0.00	\$55.80	\$100.00	55.80%	\$44.20
001-000-000-341-99-00-00	Passport/Naturalization Fees	\$250.00	\$3,675.00	\$7,012.00	52.41%	\$3,337.00
001-000-000-342-10-00-00	Law Enforcement	\$0.00	\$0.00	\$100.00	0.00%	\$100.00
001-000-000-345-81-00-00	Zoning And Subdivision Fees	\$0.00	\$0.00	\$2,000.00	0.00%	\$2,000.00
001-000-000-345-83-00-00	Plan Checking Fees	\$2,429.00	\$8,720.00	\$12,000.00	72.67%	\$3,280.00
001-000-000-345-89-00-00	Planning/Dev Fees & Charges	\$690.00	\$6,294.50	\$18,000.00	34.97%	\$11,705.50
	<b>Total</b>	<b>\$3,769.00</b>	<b>\$21,945.30</b>	<b>\$44,012.00</b>	<b>49.86%</b>	<b>\$22,066.70</b>
<b>Fines &amp; Penalties</b>						
001-000-000-353-10-00-00	Traffic Infractions	\$719.05	\$3,139.87	\$4,650.00	67.52%	\$1,510.13
001-000-000-353-70-00-00	Non-Traffic Infractions	\$0.00	\$66.30	\$35.00	189.43%	(\$31.30)
001-000-000-354-00-00-00	Parking	\$50.00	\$670.00	\$310.00	216.13%	(\$360.00)
001-000-000-355-20-00-00	DUI	\$167.73	\$1,175.66	\$1,699.00	69.20%	\$523.34
001-000-000-355-80-00-00	Criminal Traffic	\$8.11	\$769.75	\$1,982.00	38.84%	\$1,212.25
001-000-000-356-90-00-00	Non-Traffic Criminal	\$0.00	\$0.00	\$60.00	0.00%	\$60.00
	<b>Total</b>	<b>\$944.89</b>	<b>\$5,821.58</b>	<b>\$8,736.00</b>	<b>66.64%</b>	<b>\$2,914.42</b>
<b>Miscellaneous Revenue</b>						
001-000-000-361-11-00-00	Interest Earned	\$52.07	\$262.45	\$513.00	51.16%	\$250.55
001-000-000-361-40-01-00	Interest/Municipal Court	\$0.00	\$60.34	\$40.00	150.85%	(\$20.34)
001-000-000-362-50-00-01	VIC/District Court Rent	\$0.00	\$2,025.00	\$10,998.00	18.41%	\$8,973.00
001-000-000-362-60-00-00	Rent - Fire Hall	\$2,743.61	\$21,541.95	\$32,244.00	66.81%	\$10,702.05
001-000-000-367-00-00-00	Contributions/Donations	\$200.00	\$720.00	\$300.00	240.00%	(\$420.00)
001-000-000-369-72-00-00	Employee Benefit Contributions	\$654.62	\$5,023.65	\$10,677.00	47.05%	\$5,653.35
001-000-000-369-90-00-00	Other Misc'l Revenue/Minor Adj's	\$0.00	\$25.00	\$50.00	50.00%	\$25.00
001-000-000-369-90-02-00	NSF Fees	\$0.00	\$220.00	\$60.00	366.67%	(\$160.00)
	<b>Total</b>	<b>\$3,650.30</b>	<b>\$29,878.39</b>	<b>\$54,882.00</b>	<b>54.44%</b>	<b>\$25,003.61</b>
<b>Non-Revenues</b>						
001-000-000-381-10-00-00	Loans Received	\$0.00	\$25,000.00	\$0.00		(\$25,000.00)
001-000-000-386-97-00-00	Court/JIS-Trauma-Sch. Zn. Safety	\$100.31	\$549.45	\$900.00	61.05%	\$350.55



# Revenue Summary

2011 - August

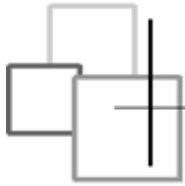
Account Number	Description	Period	Fiscal	Budget	% of Total	Balance
	<b>Total</b>	<b>\$100.31</b>	<b>\$25,549.45</b>	<b>\$900.00</b>	<b>2,838.83%</b>	<b>(\$24,649.45)</b>
	<b>Transfers In</b>					
001-000-000-397-00-00-00	Admin Transfer in from Cemetery	\$0.00	\$0.00	\$2,624.00	0.00%	\$2,624.00
001-000-000-397-00-00-01	Transfer In	\$0.00	\$0.00	\$50,000.00	0.00%	\$50,000.00
001-000-000-397-00-00-03	Operating Transfer - Water/401	\$5,867.00	\$46,936.00	\$70,404.00	66.67%	\$23,468.00
001-000-000-397-00-00-04	Operating Transfer - Sewer/402	\$8,102.42	\$64,819.36	\$97,229.00	66.67%	\$32,409.64
001-000-000-397-00-00-05	Operating Transfer - St's/101	\$2,395.16	\$19,161.28	\$28,742.00	66.67%	\$9,580.72
001-000-000-397-00-00-07	Operating Transfer - Storm 403	\$2,698.17	\$21,585.36	\$32,378.00	66.67%	\$10,792.64
001-000-000-397-21-10-00	Transfer In - Cashouts/303	\$0.00	\$0.00	\$2,500.00	0.00%	\$2,500.00
	<b>Total</b>	<b>\$19,062.75</b>	<b>\$152,502.00</b>	<b>\$283,877.00</b>	<b>53.72%</b>	<b>\$131,375.00</b>
	<b>Fund Total</b>	<b>\$94,086.61</b>	<b>\$908,305.28</b>	<b>\$1,359,977.00</b>	<b>66.79%</b>	<b>\$451,671.72</b>
	<b>STREET FUND</b>					
101-000-000-308-00-00-00	Beginning Fund Balance	\$0.00	\$12,666.98	\$25,000.00	50.67%	\$12,333.02
	<b>Total beginning balance</b>	<b>\$0.00</b>	<b>\$12,666.98</b>	<b>\$25,000.00</b>	<b>50.67%</b>	<b>\$12,333.02</b>
101-000-000-322-40-00-00	Inspection/Permit Fees	\$100.00	\$500.00	\$500.00	100.00%	\$0.00
101-000-000-333-20-20-01	STP Grant-2nd Street- Phase 1	\$0.00	\$0.00	\$216,250.00	0.00%	\$216,250.00
101-000-000-333-20-20-03	CMA Park & Ride	\$0.00	\$4,317.23	\$380,000.00	1.14%	\$375,682.77
101-000-000-335-00-84-00	Capron Refunds	\$8,357.51	\$66,576.34	\$95,182.00	69.95%	\$28,605.66
101-000-000-336-00-87-00	Street Fuel Tax	\$1,907.26	\$14,527.86	\$23,906.00	60.77%	\$9,378.14
101-000-000-361-11-00-00	Interest Earned	\$10.10	\$47.97	\$30.00	159.90%	(\$17.97)
101-000-000-379-00-00-00	Capital Contributions	\$0.00	\$0.00	\$15,000.00	0.00%	\$15,000.00
101-000-000-397-00-00-00	Transfer In	\$0.00	\$12,506.00	\$25,012.00	50.00%	\$12,506.00
101-000-000-397-00-00-01	Transfer-In/from 303	\$0.00	\$0.00	\$33,750.00	0.00%	\$33,750.00
	<b>Fund Total</b>	<b>\$10,374.87</b>	<b>\$111,142.38</b>	<b>\$814,630.00</b>	<b>13.64%</b>	<b>\$703,487.62</b>



# Revenue Summary

2011 - August

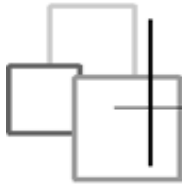
Account Number	Description	Period	Fiscal	Budget	% of Total	Balance
<b>LANGLEY PARK FUND</b>						
102-000-000-308-00-00-00	Beginning Fund Balance	\$0.00	\$3,156.19	\$3,395.00	92.97%	\$238.81
102-000-000-361-11-00-00	Interest Earned	\$0.00	\$4.04	\$20.00	20.20%	\$15.96
102-000-000-397-00-00-00	Transfer In	\$0.00	\$0.00	\$6,500.00	0.00%	\$6,500.00
	<b>Fund Total</b>	<b>\$0.00</b>	<b>\$3,160.23</b>	<b>\$9,915.00</b>	<b>31.87%</b>	<b>\$6,754.77</b>
<b>CEMETERY FUND</b>						
104-000-000-308-00-00-00	Beginning Fund Balance	\$0.00	\$13,135.75	\$10,948.00	119.98%	(\$2,187.75)
104-000-000-343-60-00-00	Sale of plots (75%)	\$562.50	\$5,167.50	\$8,800.00	58.72%	\$3,632.50
104-000-000-361-11-00-00	Interest Earned	\$3.78	\$43.10	\$25.00	172.40%	(\$18.10)
104-000-000-369-90-00-00	Miscellaneous	\$0.00	\$10.00	\$0.00		(\$10.00)
104-000-000-397-00-00-00	Transfer In	\$0.00	\$0.00	\$600.00	0.00%	\$600.00
	<b>Fund Total</b>	<b>\$566.28</b>	<b>\$18,356.35</b>	<b>\$20,373.00</b>	<b>90.10%</b>	<b>\$2,016.65</b>
<b>TOURISM FUND</b>						
105-000-000-308-00-00-00	Beginning Fund Balance	\$0.00	\$33,148.44	\$24,951.00	132.85%	(\$8,197.44)
105-000-000-313-30-00-00	Hotel/Motel Tax	\$21,244.14	\$71,835.20	\$84,667.00	84.84%	\$12,831.80
105-000-000-361-11-00-00	Interest Earned	\$16.57	\$108.19	\$98.00	110.40%	(\$10.19)
105-000-000-397-00-00-00	Transfers-In from reserves	\$0.00	\$18,000.00	\$18,000.00	100.00%	\$0.00
	<b>Fund Total</b>	<b>\$21,260.71</b>	<b>\$123,091.83</b>	<b>\$127,716.00</b>	<b>96.38%</b>	<b>\$4,624.17</b>
<b>GO BOND FUND</b>						
201-000-000-308-00-00-00	Beginning Fund Balance	\$0.00	\$106.20	\$106.00	100.19%	(\$0.20)
201-000-000-361-11-00-00	Interest Earned	\$0.00	\$0.02	\$0.00		(\$0.02)
201-000-000-397-00-00-00	Transfer In	\$0.00	\$3,651.25	\$32,477.00	11.24%	\$28,825.75
	<b>Fund Total</b>	<b>\$0.00</b>	<b>\$3,757.47</b>	<b>\$32,583.00</b>	<b>11.53%</b>	<b>\$28,825.53</b>



# Revenue Summary

2011 - August

Account Number	Description	Period	Fiscal	Budget	% of Total	Balance
<b>CAPITAL RESERVE FUND</b>						
303-000-000-308-00-00-00	Beginning Fund Balance	\$0.00	\$614,824.76	\$537,347.00	114.42%	(\$77,477.76)
	<b>Total beginning balance</b>	<b>\$0.00</b>	<b>\$614,824.76</b>	<b>\$537,347.00</b>	<b>114.42%</b>	<b>(\$77,477.76)</b>
303-000-000-317-35-00-00	Real Estate Excise Tax	\$2,200.27	\$10,888.46	\$16,082.00	67.71%	\$5,193.54
303-000-000-343-60-00-00	Cemetery plot sale (25%)	\$187.50	\$2,405.00	\$3,400.00	70.74%	\$995.00
303-000-000-361-11-00-01	Interest Earned	\$145.01	\$1,413.80	\$1,528.00	92.53%	\$114.20
303-000-000-381-20-00-00	Interfund Loan Pymt 001	\$8,000.00	\$33,000.00	\$18,833.00	175.22%	(\$14,167.00)
303-000-000-388-10-00-01	Water Fees/Tank Surplus	\$5,837.50	\$20,562.50	\$11,570.00	177.72%	(\$8,992.50)
303-000-000-389-00-00-00	Comm. Garden fees/donations	\$0.00	\$1,727.50	\$0.00		(\$1,727.50)
303-000-000-397-00-00-00	Transfer In - PD vehicle reserve	\$0.00	\$0.00	\$5,000.00	0.00%	\$5,000.00
303-000-000-397-00-62-00	Transfer In-City Hall/Library	\$0.00	\$0.00	\$2,000.00	0.00%	\$2,000.00
303-000-000-397-20-00-00	Transfer In -Stormwater equipment	\$0.00	\$0.00	\$1,200.00	0.00%	\$1,200.00
303-000-000-397-34-00-00	Transfer In-Water Reserves	\$0.00	\$45,132.50	\$90,265.00	50.00%	\$45,132.50
303-000-000-397-42-00-00	Transfer In-Streets Reserves	\$0.00	\$0.00	\$5,000.00	0.00%	\$5,000.00
303-000-000-397-48-00-00	Transfer In-Vehicle/Equip Repl	\$0.00	\$0.00	\$27,000.00	0.00%	\$27,000.00
	<b>Fund Total</b>	<b>\$16,370.28</b>	<b>\$729,954.52</b>	<b>\$719,225.00</b>	<b>101.49%</b>	<b>(\$10,729.52)</b>
<b>WATER FUND</b>						
401-000-000-308-00-00-00	Beginning Fund Balance	\$0.00	\$226,033.84	\$26,417.00	855.64%	(\$199,616.84)
	<b>Total beginning balance</b>	<b>\$0.00</b>	<b>\$226,033.84</b>	<b>\$26,417.00</b>	<b>855.64%</b>	<b>(\$199,616.84)</b>
401-000-000-343-40-00-00	Water Services	\$49,638.98	\$302,943.67	\$436,132.00	69.46%	\$133,188.33
401-000-000-343-40-00-01	Inspection/Installation Fees	\$130.00	\$330.00	\$400.00	82.50%	\$70.00
401-000-000-361-11-00-00	Interest Earned	\$114.19	\$950.03	\$1,002.00	94.81%	\$51.97
401-000-000-369-90-00-00	Miscellaneous Revenue	\$40.00	\$180.00	\$50.00	360.00%	(\$130.00)
	<b>Fund Total</b>	<b>\$49,923.17</b>	<b>\$530,437.54</b>	<b>\$464,001.00</b>	<b>114.32%</b>	<b>(\$66,436.54)</b>



# Revenue Summary

2011 - August

Account Number	Description	Period	Fiscal	Budget	% of Total	Balance
<b>SEWER FUND</b>						
402-000-000-308-00-00-00	Beginning Fund Balance	\$0.00	\$170,580.49	\$112,905.00	151.08%	(\$57,675.49)
	<b>Total beginning balance</b>	<b>\$0.00</b>	<b>\$170,580.49</b>	<b>\$112,905.00</b>	<b>151.08%</b>	<b>(\$57,675.49)</b>
402-000-000-343-50-00-00	Sewer Services	\$30,012.15	\$176,114.62	\$231,864.00	75.96%	\$55,749.38
402-000-000-343-50-00-01	Inspection/Permit Fees	\$100.00	\$300.00	\$300.00	100.00%	\$0.00
402-000-000-343-70-00-00	Septage/Compost	\$11,086.00	\$71,560.00	\$100,000.00	71.56%	\$28,440.00
402-000-000-343-70-00-01	Yard Waste	\$1,517.00	\$8,261.00	\$18,600.00	44.41%	\$10,339.00
402-000-000-349-18-00-00	Office Rental	\$0.00	\$0.00	\$7,597.00	0.00%	\$7,597.00
402-000-000-361-11-00-00	Interest Earned	\$41.03	\$434.82	\$621.00	70.02%	\$186.18
402-000-000-369-00-00-00	Misc. Revenues	\$0.00	\$1,075.15	\$0.00		(\$1,075.15)
	<b>Fund Total</b>	<b>\$42,756.18</b>	<b>\$428,326.08</b>	<b>\$471,887.00</b>	<b>90.77%</b>	<b>\$43,560.92</b>
<b>STORM-WATER FUND</b>						
403-000-000-308-00-00-00	Beginning Fund Balance	\$0.00	\$19,124.05	\$3,255.00	587.53%	(\$15,869.05)
	<b>Total beginning balance</b>	<b>\$0.00</b>	<b>\$19,124.05</b>	<b>\$3,255.00</b>	<b>587.53%</b>	<b>(\$15,869.05)</b>
403-000-000-343-83-00-00	Storm Drainage	\$17,896.74	\$120,057.63	\$193,320.00	62.10%	\$73,262.37
403-000-000-361-00-00-00	Interest and Other Earnings	\$11.30	\$91.41	\$11.00	831.00%	(\$80.41)
	<b>Fund Total</b>	<b>\$17,908.04</b>	<b>\$139,273.09</b>	<b>\$196,586.00</b>	<b>70.85%</b>	<b>\$57,312.91</b>
<b>SEWER IMPROVEMENT FUND</b>						
408-000-000-308-00-00-00	Beginning Fund Balance	\$0.00	\$405,115.02	\$101,275.00	400.01%	(\$303,840.02)
408-000-000-308-00-00-01	Reserve Balance	\$0.00	\$0.00	\$200,000.00	0.00%	\$200,000.00
408-000-000-308-00-00-02	SRF/Bond Reserve Balance	\$0.00	\$0.00	\$19,000.00	0.00%	\$19,000.00
	<b>Total beginning balance</b>	<b>\$0.00</b>	<b>\$405,115.02</b>	<b>\$320,275.00</b>	<b>126.49%</b>	<b>(\$84,840.02)</b>
408-000-000-361-11-00-00	Interest Earned	\$56.03	\$601.83	\$1,000.00	60.18%	\$398.17
408-000-000-368-00-00-00	Assessments/Principal	\$0.00	\$3,860.48	\$0.00		(\$3,860.48)
408-000-000-379-00-00-00	Connection Fees	\$2,673.27	\$13,366.35	\$11,633.00	114.90%	(\$1,733.35)
408-000-000-382-90-00-01	ULID#8 Surcharge	\$1,875.06	\$9,811.16	\$13,639.00	71.93%	\$3,827.84
408-000-000-397-00-00-00	Transfer In/Capital Reserves	\$0.00	\$0.00	\$5,000.00	0.00%	\$5,000.00
	<b>Fund Total</b>	<b>\$4,604.36</b>	<b>\$432,754.84</b>	<b>\$351,547.00</b>	<b>123.10%</b>	<b>(\$81,207.84)</b>



# Revenue Summary

2011 - August

Account Number	Description	Period	Fiscal	Budget	% of Total	Balance
<b>SCOTT MEMORIAL FUND</b>						
625-000-000-308-00-00-00	Beginning Fund Balance	\$0.00	\$3,207.05	\$3,205.00	100.06%	(\$2.05)
625-000-000-361-11-00-00	Interest Earned	\$0.48	\$4.86	\$7.00	69.43%	\$2.14
	<b>Fund Total</b>	<b>\$0.48</b>	<b>\$3,211.91</b>	<b>\$3,212.00</b>	<b>100.00%</b>	<b>\$0.09</b>
<b>ALL FUNDS</b>						
	<b>Grand Total</b>	<b>\$257,850.98</b>	<b>\$3,431,771.52</b>	<b>\$4,571,652.00</b>	<b>75.07%</b>	<b>\$1,139,880.48</b>