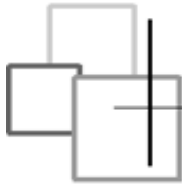




# Revenue Summary

2011 - June

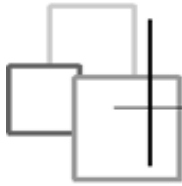
Account Number	Description	June	Year to Date	Budget Amt	% of Total	Balance
	<b>GENERAL FUND</b>					
001-000-000-308-00-00-00	Beginning Fund Balance	\$0.00	\$24,612.55	\$2,500.00	984.50%	(\$22,112.55)
	<b>Total beginning balance</b>	<b>\$0.00</b>	<b>\$24,612.55</b>	<b>\$2,500.00</b>	<b>984.50%</b>	<b>(\$22,112.55)</b>
	<b>Taxes</b>					
001-000-000-311-10-00-00	Property Tax	\$121,938.69	\$210,512.64	\$383,129.00	54.95%	\$172,616.36
001-000-000-313-10-00-00	Sales Tax	\$23,496.20	\$138,922.47	\$282,000.00	49.26%	\$143,077.53
001-000-000-313-71-00-00	Sales Tax/Crim. Just. Funds	\$700.95	\$4,302.09	\$7,901.00	54.45%	\$3,598.91
001-000-000-316-41-00-00	Utility Tax/Electric	\$0.00	\$42,837.16	\$68,593.00	62.45%	\$25,755.84
001-000-000-316-45-00-00	Utility Tax/Solid Waste	\$1,570.97	\$3,878.68	\$10,632.00	36.48%	\$6,753.32
001-000-000-316-46-00-01	Utility Tax/Cable	\$0.00	\$16,987.61	\$18,130.00	93.70%	\$1,142.39
001-000-000-316-47-00-00	Utility Tax/Phone	\$1,857.65	\$17,533.72	\$32,340.00	54.22%	\$14,806.28
001-000-000-316-52-53-58	Utility Tax/City Utilities	\$4,779.45	\$25,047.39	\$42,657.00	58.72%	\$17,609.61
001-000-000-317-20-00-00	Leasehold Excise Tax	\$569.94	\$1,863.02	\$4,301.00	43.32%	\$2,437.98
001-000-000-317-34-00-00	Real Estate Excise Tax	\$1,143.45	\$8,688.21	\$16,082.00	54.02%	\$7,393.79
	<b>Total</b>	<b>\$156,057.30</b>	<b>\$470,572.99</b>	<b>\$865,765.00</b>	<b>54.35%</b>	<b>\$395,192.01</b>
	<b>Licenses &amp; Permits</b>					
001-000-000-321-90-00-00	Business Licenses/Permits	\$1,150.00	\$3,125.00	\$21,000.00	14.88%	\$17,875.00
001-000-000-321-90-00-01	Temp & Contract. Bus. Licenses	\$3,175.00	\$5,050.00	\$6,500.00	77.69%	\$1,450.00
001-000-000-321-91-00-00	Franchise Fees	\$0.00	\$0.00	\$15,108.00	0.00%	\$15,108.00
001-000-000-322-10-00-00	Building/Mechanical Permits	\$3,467.50	\$14,144.50	\$20,000.00	70.72%	\$5,855.50
001-000-000-322-30-00-00	Animal Licenses	\$0.00	\$143.00	\$125.00	114.40%	(\$18.00)
001-000-000-322-90-00-00	Non-Business Licenses/Permits	\$250.00	\$750.00	\$900.00	83.33%	\$150.00
	<b>Total</b>	<b>\$8,042.50</b>	<b>\$23,212.50</b>	<b>\$63,633.00</b>	<b>36.48%</b>	<b>\$40,420.50</b>
	<b>Intergovernmental Revenues</b>					
001-000-000-334-03-00-00	DOE Shoreline Grant	\$650.00	\$2,812.00	\$20,000.00	14.06%	\$17,188.00
001-000-000-336-06-21-00	Crim. Justice Funds/Population	\$0.00	\$500.00	\$1,000.00	50.00%	\$500.00
001-000-000-336-06-26-00	Crim. Justice Funds/Prog's 1-3	\$0.00	\$451.18	\$891.00	50.64%	\$439.82
001-000-000-336-06-51-00	DUI/Other Crim. Justice Assist.	\$24.61	\$121.89	\$229.00	53.23%	\$107.11
001-000-000-336-06-94-00	Liquor Excise	\$0.00	\$2,674.56	\$5,478.00	48.82%	\$2,803.44
001-000-000-336-06-95-00	Liquor Profits	\$2,136.83	\$4,050.90	\$8,074.00	50.17%	\$4,023.10



# Revenue Summary

2011 - June

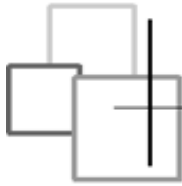
Account Number	Description	June	Year to Date	Budget Amt	% of Total	Balance
	<b>Total</b>	<b>\$2,811.44</b>	<b>\$10,610.53</b>	<b>\$35,672.00</b>	<b>29.74%</b>	<b>\$25,061.47</b>
	<b>Charges for Goods &amp; Services</b>					
001-000-000-341-43-00-00	Budget & Accounting Services	\$400.00	\$2,400.00	\$4,800.00	50.00%	\$2,400.00
001-000-000-341-60-00-00	Copies/Duplication/Fax	\$0.00	\$10.80	\$100.00	10.80%	\$89.20
001-000-000-341-99-00-00	Passport/Naturalization Fees	\$450.00	\$3,000.00	\$7,012.00	42.78%	\$4,012.00
001-000-000-342-10-00-00	Law Enforcement	\$0.00	\$0.00	\$100.00	0.00%	\$100.00
001-000-000-345-81-00-00	Zoning And Subdivision Fees	\$0.00	\$0.00	\$2,000.00	0.00%	\$2,000.00
001-000-000-345-83-00-00	Plan Checking Fees	\$139.00	\$6,291.00	\$12,000.00	52.43%	\$5,709.00
001-000-000-345-89-00-00	Planning/Dev Fees & Charges	\$1,610.00	\$4,969.50	\$18,000.00	27.61%	\$13,030.50
	<b>Total</b>	<b>\$2,599.00</b>	<b>\$16,671.30</b>	<b>\$44,012.00</b>	<b>37.88%</b>	<b>\$27,340.70</b>
	<b>Fines &amp; Penalties</b>					
001-000-000-353-10-00-00	Traffic Infractions	\$509.03	\$2,069.00	\$4,650.00	44.49%	\$2,581.00
001-000-000-353-70-00-00	Non-Traffic Infractions	\$0.00	\$66.30	\$35.00	189.43%	(\$31.30)
001-000-000-354-00-00-00	Parking	\$0.00	\$375.00	\$310.00	120.97%	(\$65.00)
001-000-000-355-20-00-00	DUI	\$180.47	\$872.01	\$1,699.00	51.32%	\$826.99
001-000-000-355-80-00-00	Criminal Traffic	\$28.82	\$750.89	\$1,982.00	37.89%	\$1,231.11
001-000-000-356-90-00-00	Non-Traffic Criminal	\$0.00	\$0.00	\$60.00	0.00%	\$60.00
	<b>Total</b>	<b>\$718.32</b>	<b>\$4,133.20</b>	<b>\$8,736.00</b>	<b>47.31%</b>	<b>\$4,602.80</b>
	<b>Miscellaneous Revenue</b>					
001-000-000-361-11-00-00	Interest Earned	\$5.98	\$92.25	\$513.00	17.98%	\$420.75
001-000-000-361-40-01-00	Interest/Municipal Court	\$0.00	\$12.86	\$40.00	32.15%	\$27.14
001-000-000-362-50-00-01	VIC/District Court Rent	\$0.00	\$675.00	\$10,998.00	6.14%	\$10,323.00
001-000-000-362-60-00-00	Rent - Fire Hall	\$2,687.00	\$16,051.34	\$32,244.00	49.78%	\$16,192.66
001-000-000-367-00-00-00	Contributions/Donations	\$70.00	\$520.00	\$300.00	173.33%	(\$220.00)
001-000-000-369-72-00-00	Employee Benefit Contributions	\$654.62	\$3,714.41	\$10,677.00	34.79%	\$6,962.59
001-000-000-369-90-00-00	Other Misc'l Revenue/Minor Adj's	\$0.00	\$15.00	\$50.00	30.00%	\$35.00
001-000-000-369-90-02-00	NSF Fees	\$20.00	\$220.00	\$60.00	366.67%	(\$160.00)
	<b>Total</b>	<b>\$3,437.60</b>	<b>\$21,300.86</b>	<b>\$54,882.00</b>	<b>38.81%</b>	<b>\$33,581.14</b>
	<b>Non-Revenues</b>					
001-000-000-381-10-00-00	Loans Received	\$0.00	\$25,000.00	\$0.00		(\$25,000.00)



# Revenue Summary

2011 - June

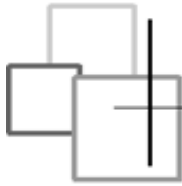
Account Number	Description	June	Year to Date	Budget Amt	% of Total	Balance
001-000-000-386-97-00-00	Court/JIS-Trauma-Sch. Zn. Safety	\$65.77	\$403.06	\$900.00	44.78%	\$496.94
	<b>001-000-000-38 Total</b>	<b>\$65.77</b>	<b>\$25,403.06</b>	<b>\$900.00</b>	<b>2,822.56%</b>	<b>(\$24,503.06)</b>
	<b>Transfers In</b>					
001-000-000-397-00-00-00	Admin Transfer in from Cemetery	\$0.00	\$0.00	\$2,624.00	0.00%	\$2,624.00
001-000-000-397-00-00-01	Transfer In - 101 2nd Street plan	\$0.00	\$0.00	\$50,000.00	0.00%	\$50,000.00
001-000-000-397-00-00-03	Operating Transfer - Water/401	\$5,867.00	\$35,202.00	\$70,404.00	50.00%	\$35,202.00
001-000-000-397-00-00-04	Operating Transfer - Sewer/402	\$8,102.42	\$48,614.52	\$97,229.00	50.00%	\$48,614.48
001-000-000-397-00-00-05	Operating Transfer - St's/101	\$2,395.16	\$14,370.96	\$28,742.00	50.00%	\$14,371.04
001-000-000-397-00-00-07	Operating Transfer - Storm 403	\$2,698.17	\$16,189.02	\$32,378.00	50.00%	\$16,188.98
001-000-000-397-21-10-00	Transfer In - Cashouts/303	\$0.00	\$0.00	\$2,500.00	0.00%	\$2,500.00
	<b>Total</b>	<b>\$19,062.75</b>	<b>\$114,376.50</b>	<b>\$283,877.00</b>	<b>40.29%</b>	<b>\$169,500.50</b>
	<b>Fund Total</b>	<b>\$192,794.68</b>	<b>\$710,893.49</b>	<b>\$1,359,977.00</b>	<b>52.27%</b>	<b>\$649,083.51</b>
	<b>STREET FUND</b>					
101-000-000-308-00-00-00	Beginning Fund Balance	\$0.00	\$12,666.98	\$25,000.00	50.67%	\$12,333.02
	<b>Total</b>	<b>\$0.00</b>	<b>\$12,666.98</b>	<b>\$25,000.00</b>	<b>50.67%</b>	<b>\$12,333.02</b>
101-000-000-322-40-00-00	Inspection/Permit Fees	\$100.00	\$300.00	\$500.00	60.00%	\$200.00
101-000-000-333-20-20-01	STP Grant-2nd Street- Phase 1	\$0.00	\$0.00	\$216,250.00	0.00%	\$216,250.00
101-000-000-333-20-20-03	CMA Park & Ride	\$3,467.23	\$4,317.23	\$380,000.00	1.14%	\$375,682.77
101-000-000-335-00-84-00	Capron Refunds	\$9,771.54	\$48,707.50	\$95,182.00	51.17%	\$46,474.50
101-000-000-336-00-87-00	Street Fuel Tax	\$1,783.90	\$10,794.59	\$23,906.00	45.15%	\$13,111.41
101-000-000-361-11-00-00	Interest Earned	\$0.00	\$16.32	\$30.00	54.40%	\$13.68
101-000-000-379-00-00-00	Capital Contributions	\$0.00	\$0.00	\$15,000.00	0.00%	\$15,000.00
101-000-000-397-00-00-00	Transfer In	\$6,253.00	\$12,506.00	\$25,012.00	50.00%	\$12,506.00
101-000-000-397-00-00-01	Transfer-In/from 303	\$0.00	\$0.00	\$33,750.00	0.00%	\$33,750.00
	<b>Fund Total</b>	<b>\$21,375.67</b>	<b>\$89,308.62</b>	<b>\$814,630.00</b>	<b>10.96%</b>	<b>\$725,321.38</b>
	<b>LANGLEY PARK FUND</b>					
102-000-000-308-00-00-00	Beginning Fund Balance	\$0.00	\$3,156.19	\$3,395.00	92.97%	\$238.81
102-000-000-361-11-00-00	Interest Earned	\$0.00	\$4.04	\$20.00	20.20%	\$15.96



# Revenue Summary

2011 - June

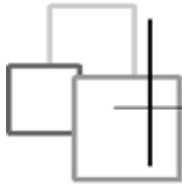
Account Number	Description	June	Year to Date	Budget Amt	% of Total	Balance
102-000-000-397-00-00-00	Transfer In	\$0.00	\$0.00	\$6,500.00	0.00%	\$6,500.00
	<b>Fund Total</b>	<b>\$0.00</b>	<b>\$3,160.23</b>	<b>\$9,915.00</b>	<b>31.87%</b>	<b>\$6,754.77</b>
<b>CEMETERY FUND</b>						
104-000-000-308-00-00-00	Beginning Fund Balance	\$0.00	\$13,135.75	\$10,948.00	119.98%	(\$2,187.75)
104-000-000-343-60-00-00	Sale of plots (75%)	(\$105.00)	\$4,605.00	\$8,800.00	52.33%	\$4,195.00
104-000-000-361-11-00-00	Interest Earned	\$0.00	\$27.55	\$25.00	110.20%	(\$2.55)
104-000-000-369-90-00-00	Miscellaneous	\$0.00	\$10.00	\$0.00		(\$10.00)
104-000-000-397-00-00-00	Transfer In	\$0.00	\$0.00	\$600.00	0.00%	\$600.00
	<b>Fund Total</b>	<b>(\$105.00)</b>	<b>\$17,778.30</b>	<b>\$20,373.00</b>	<b>87.26%</b>	<b>\$2,594.70</b>
<b>TOURISM FUND</b>						
105-000-000-308-00-00-00	Beginning Fund Balance	\$0.00	\$33,148.44	\$24,951.00	132.85%	(\$8,197.44)
105-000-000-313-30-00-00	Hotel/Motel Tax	\$7,456.02	\$41,749.06	\$84,667.00	49.31%	\$42,917.94
105-000-000-361-11-00-00	Interest Earned	\$0.00	\$52.06	\$98.00	53.12%	\$45.94
105-000-000-397-00-00-00	Transfers-In from reserves	\$0.00	\$18,000.00	\$18,000.00	100.00%	\$0.00
	<b>Fund Total</b>	<b>\$7,456.02</b>	<b>\$92,949.56</b>	<b>\$127,716.00</b>	<b>72.78%</b>	<b>\$34,766.44</b>
<b>GO BOND FUND</b>						
201-000-000-308-00-00-00	Beginning Fund Balance	\$0.00	\$106.20	\$106.00	100.19%	(\$0.20)
201-000-000-361-11-00-00	Interest Earned	\$0.00	\$0.02	\$0.00		(\$0.02)
201-000-000-397-00-00-00	Transfer In	\$0.00	\$3,651.25	\$32,477.00	11.24%	\$28,825.75
	<b>Fund Total</b>	<b>\$0.00</b>	<b>\$3,757.47</b>	<b>\$32,583.00</b>	<b>11.53%</b>	<b>\$28,825.53</b>
<b>CAPITAL RESERVE FUND</b>						
303-000-000-308-00-00-00	Beginning Fund Balance	\$0.00	\$614,824.76	\$537,347.00	114.42%	(\$77,477.76)
	<b>Total</b>	<b>\$0.00</b>	<b>\$614,824.76</b>	<b>\$537,347.00</b>	<b>114.42%</b>	<b>(\$77,477.76)</b>
303-000-000-317-35-00-00	Real Estate Excise Tax	\$1,143.45	\$8,688.19	\$16,082.00	54.02%	\$7,393.81
303-000-000-343-60-00-00	Cemetery plot sale (25%)	\$0.00	\$2,217.50	\$3,400.00	65.22%	\$1,182.50
303-000-000-361-11-00-01	Interest Earned	\$0.00	\$875.91	\$1,528.00	57.32%	\$652.09



# Revenue Summary

2011 - June

Account Number	Description	June	Year to Date	Budget Amt	% of Total	Balance
303-000-000-381-20-00-00	Interfund Loan Pymt 001	\$0.00	\$0.00	\$18,833.00	0.00%	\$18,833.00
303-000-000-388-10-00-01	Water Fees/Tank Surplus	\$0.00	\$14,725.00	\$11,570.00	127.27%	(\$3,155.00)
303-000-000-389-00-00-00	Comm. Garden fees/donations	\$0.00	\$1,715.50	\$0.00		(\$1,715.50)
303-000-000-397-00-00-00	Transfer In - PD vehicle reserve	\$0.00	\$0.00	\$5,000.00	0.00%	\$5,000.00
303-000-000-397-00-62-00	Transfer In-City Hall/Library	\$0.00	\$0.00	\$2,000.00	0.00%	\$2,000.00
303-000-000-397-20-00-00	Transfer In -Stormwater equipment	\$0.00	\$0.00	\$1,200.00	0.00%	\$1,200.00
303-000-000-397-34-00-00	Transfer In-Water Reserves	\$22,566.25	\$45,132.50	\$90,265.00	50.00%	\$45,132.50
303-000-000-397-42-00-00	Transfer In-Streets Reserves	\$0.00	\$0.00	\$5,000.00	0.00%	\$5,000.00
303-000-000-397-48-00-00	Transfer In-Vehicle/Equip Repl	\$0.00	\$0.00	\$27,000.00	0.00%	\$27,000.00
	<b>Fund Total</b>	<b>\$23,709.70</b>	<b>\$688,179.36</b>	<b>\$719,225.00</b>	<b>95.68%</b>	<b>\$31,045.64</b>
<b>WATER FUND</b>						
401-000-000-308-00-00-00	Beginning Fund Balance	\$0.00	\$226,033.84	\$26,417.00	855.64%	(\$199,616.84)
401-000-000-343-40-00-00	Water Services	\$44,605.49	\$222,827.88	\$436,132.00	51.09%	\$213,304.12
401-000-000-343-40-00-01	Inspection/Installation Fees	\$0.00	\$200.00	\$400.00	50.00%	\$200.00
401-000-000-361-11-00-00	Interest Earned	\$0.00	\$585.69	\$1,002.00	58.45%	\$416.31
401-000-000-369-90-00-00	Miscellaneous Revenue	\$40.00	\$120.00	\$50.00	240.00%	(\$70.00)
	<b>Fund Total</b>	<b>\$44,645.49</b>	<b>\$449,767.41</b>	<b>\$464,001.00</b>	<b>96.93%</b>	<b>\$14,233.59</b>
<b>SEWER FUND</b>						
402-000-000-308-00-00-00	Beginning Fund Balance	\$0.00	\$170,580.49	\$112,905.00	151.08%	(\$57,675.49)
402-000-000-343-50-00-00	Sewer Services	\$25,360.42	\$129,513.38	\$231,864.00	55.86%	\$102,350.62
402-000-000-343-50-00-01	Inspection/Permit Fees	\$0.00	\$200.00	\$300.00	66.67%	\$100.00
402-000-000-343-70-00-00	Septage/Compost	\$6,944.00	\$48,819.00	\$100,000.00	48.82%	\$51,181.00
402-000-000-343-70-00-01	Yard Waste	\$1,387.00	\$5,968.00	\$18,600.00	32.09%	\$12,632.00
402-000-000-349-18-00-00	Office Rental	\$0.00	\$0.00	\$7,597.00	0.00%	\$7,597.00
402-000-000-361-11-00-00	Interest Earned	\$0.00	\$276.08	\$621.00	44.46%	\$344.92
402-000-000-369-00-00-00	Misc. Revenues	\$0.00	\$1,075.15	\$0.00		(\$1,075.15)
	<b>Fund Total</b>	<b>\$33,691.42</b>	<b>\$356,432.10</b>	<b>\$471,887.00</b>	<b>75.53%</b>	<b>\$115,454.90</b>



# Revenue Summary

2011 - June

Account Number	Description	June	Year to Date	Budget Amt	% of Total	Balance
<b>STORMWATER FUND</b>						
403-000-000-308-00-00-00	Beginning Fund Balance	\$0.00	\$19,124.05	\$3,255.00	587.53%	(\$15,869.05)
403-000-000-343-83-00-00	Storm Drainage	\$17,130.89	\$89,472.26	\$193,320.00	46.28%	\$103,847.74
403-000-000-361-00-00-00	Interest and Other Earnings	\$0.00	\$63.89	\$11.00	580.82%	(\$52.89)
	<b>Fund Total</b>	<b>\$17,130.89</b>	<b>\$108,660.20</b>	<b>\$196,586.00</b>	<b>55.27%</b>	<b>\$87,925.80</b>
<b>SEWER IMPROVEMENT FUND</b>						
408-000-000-308-00-00-00	Beginning Fund Balance	\$0.00	\$405,115.02	\$101,275.00	400.01%	(\$303,840.02)
408-000-000-308-00-00-01	Reserve Balance	\$0.00	\$0.00	\$200,000.00	0.00%	\$200,000.00
408-000-000-308-00-00-02	SRF/Bond Reserve Balance	\$0.00	\$0.00	\$19,000.00	0.00%	\$19,000.00
	<b>Total</b>	<b>\$0.00</b>	<b>\$405,115.02</b>	<b>\$320,275.00</b>	<b>126.49%</b>	<b>(\$84,840.02)</b>
408-000-000-361-11-00-00	Interest Earned	\$0.00	\$350.03	\$1,000.00	35.00%	\$649.97
408-000-000-368-00-00-00	Assessments/Principal	\$0.00	\$3,860.48	\$0.00		(\$3,860.48)
408-000-000-379-00-00-00	Connection Fees	\$0.00	\$10,693.08	\$11,633.00	91.92%	\$939.92
408-000-000-382-90-00-01	ULID#8 Surcharge	\$1,939.43	\$7,104.95	\$13,639.00	52.09%	\$6,534.05
408-000-000-397-00-00-00	Transfer In/Capital Reserves	\$0.00	\$0.00	\$5,000.00	0.00%	\$5,000.00
	<b>Fund Total</b>	<b>\$1,939.43</b>	<b>\$427,123.56</b>	<b>\$351,547.00</b>	<b>121.50%</b>	<b>(\$75,511.06)</b>
<b>SCOTT MEMORIAL FUND</b>						
625-000-000-308-00-00-00	Beginning Fund Balance	\$0.00	\$3,207.05	\$3,205.00	100.06%	(\$2.05)
625-000-000-361-11-00-00	Interest Earned	\$0.00	\$2.67	\$7.00	38.14%	\$4.33
	<b>Fund Total</b>	<b>\$0.00</b>	<b>\$3,209.72</b>	<b>\$3,212.00</b>	<b>99.93%</b>	<b>\$2.28</b>
<b>ALL FUNDS</b>						
	<b>Grand Total</b>	<b>\$342,638.30</b>	<b>\$2,951,220.02</b>	<b>\$4,571,652.00</b>	<b>64.55%</b>	<b>\$1,620,431.98</b>